

# Albeo® LED Luminaire

## ABN1 Series | LED High Bay Lighting



CUSTOMER NAME \_\_\_\_\_  
 Project Name \_\_\_\_\_  
 Date \_\_\_\_\_ Type \_\_\_\_\_  
 Catalog Number \_\_\_\_\_

The Albeo® ABN1 LED luminaire is a versatile NSF rated fixture capable of 9,000-28,000 lumens with excellent color rendering. Ideal for high and low bay applications in food packaging and clean facilities, the ABN1 is designed to replace 150W-750W HID fixtures with unmatched reliability, low-profile design and easy cleaning.

### CONSTRUCTION

<b>Housing:</b>	Cast A360 Aluminum
<b>Lens:</b>	Polycarbonate
<b>Paint:</b>	Powder coat painted housing.
<b>Weight:</b>	16lb (7.25kg)
<b>Optical Assembly:</b>	LED Optic array with refractive lens

### OPTICAL SYSTEM

<b>Lumens:</b>	9000 - 28000
<b>Distribution:</b>	120°, 90°, or 60° clear and 120° diffused lens options
<b>Efficacy:</b>	Up to 165 LPW
<b>CCT:</b>	3000K, 3500K, 4000K, 5000K
<b>CRI:</b>	80 & 90

### ELECTRICAL

<b>Input Voltage:</b>	120-277 V, 347 V, & 480 V
<b>Input Frequency:</b>	50/60Hz
<b>Power Factor (PF)*:</b>	>90%*
<b>Total Harmonic Distortion (THD)*:</b>	<20%*
<b>EMI:</b>	FCC CFR Title 47 Part 15, Class A
<b>Surge Protection:</b>	3kV driver surge protection
<b>LED Driver Type:</b>	Class 1

\* PF and THD may vary with options

### CONTROLS

**Dimming:** Standard 0-10V, 10%  
 Daintree® Wireless Controls  
 Additional Controls options available

### LUMEN AMBIENT TEMPERATURE

TYPE	TEMPERATURE RATE
OPERATING TEMPERATURE	-30°C to +55°C (-22°F to 131°F)
STORAGE TEMPERATURE	-40°C to +70°C (-40°F to 158°F)

### LUMEN MAINTENANCE

LXX (10K) @ HOURS 100,000 HR
L70

### MOUNTING

- **Typical Mounting:** 3/4" NPT pendant mount, chain/cable mount, threaded rod mount, surface mount, hook/loop mount, and Y-cable with hook (compatible with chain/cable option only)
- **Cord & Plugs:** Knockout Access - no cord, no plug, available with 23 (Pendant) mounting only  
 6 ft, 12 ft, 20 ft cord options.  
 15A & 20A available in straight or twist lock plug (Damp rated)

### DESIGN LIFE & WARRANTY

- **Current's Limited 5-year Warranty:** Please refer to **ALB048** in Product Downloads section at: <https://products.gecurrent.com>

### ADDITIONAL NOTES

- UL 1598 Suitable for Wet Locations (IP65)
- Ratings: NSF SPLASH ZONE rated, IP69K, IP66, NEMA 4X
- Safety: UL/cUL Listed
- Environmental: RoHS compliant
- Packaging: Fixtures are individually packaged.



# Albeo® LED Luminaire

## ABN1 Series | LED High Bay Lighting

### Ordering Information

#### CUSTOMER NAME

Project Name \_\_\_\_\_

Date \_\_\_\_\_ Type \_\_\_\_\_

Catalog Number \_\_\_\_\_

### Ordering Information :

**ABN1**

**T**

**W 1PK**

PRODUCT ID	VOLTAGE <sup>1</sup>	LUMEN OUTPUT	PERFORMANCE LEVEL	CRI	OPTICS/LENS	CONTROLS	MOUNTING	CORD <sup>7</sup>	PLUG <sup>7</sup>	FINISH	OPTIONS
ABN1 = Albeo® High Bay NSF 1 <sup>st</sup> Gen	0 = 120-277V 1 = 120V 4 = 277V 5 = 480V D = 347V	09 = 9,000lm 12 = 12,000lm 18 = 18,000lm 24 = 24,000lm 28 = 28,000lm	T = Standard Efficiency	<b>80 Plus CRI</b> 38 = 3000K C8 = 3500K 48 = 4000K 58 = 5000K  <b>90 Plus CRI</b> 39 = 3000K C9 = 3500K 49 = 4000K 59 = 5000K	<b>1D</b> = 120° Diffused <b>1C</b> = 120° Clear <b>9C</b> = 90° Clear <b>6C</b> = 60° Clear	<b>QQ</b> <sup>7</sup> = Dimming leads not externally accessible <b>QV</b> = 0-10V Dimming  <b>Daintree® Networked:</b> <b>NA</b> = Occupancy & Ambient Light Sensor, w/ Continuous Dimming (full feature) <b>TQ</b> = Wireless Daintree® Enabled (no sensor)  <b>Daintree® EZ Connect<sup>5</sup>:</b> <b>DF</b> = Occupancy & Ambient light sensor w/ Continuous Dimming  <b>Daintree® One<sup>5</sup>:</b> <b>FB</b> = Occupancy & Ambient Light Sensor with Continuous Dimming  <b>Daintree® One Custom Options<sup>5</sup>:</b> <b>FF</b> = Occupancy w/ Continuous Dimming <b>FH</b> = Occupancy On/Off <b>FK</b> = Ambient Light Sensor w/ Continuous Dimming <b>FM</b> = Ambient Light Sensor On/Off  <b>3<sup>rd</sup> Party Options:</b> <b>AQ</b> = Occupancy Sensor On/Off 360° LSXR, No External Wiring <b>BQ</b> = Occupancy Sensor Continuous Dimming 360° LSXR <b>PQ</b> = Daylight Sensor w/occupancy On/Off LSXR, No External Wiring, Full Featured <b>2Q<sup>6</sup></b> = Motion Sensor w/Daylight, High-Low Dimming FSP-211, and IR Remote Adjustable (IR remote sold separately to modify default settings)	<b>22</b> = Rod Mount <b>23</b> = Pendant (3/4' NPT) <b>41</b> = 5 ft. Y-Cable Hook <b>42</b> = 10 ft. Y-Cable Hook <b>43</b> = 15 ft. Y-Cable Hook <b>44</b> = 20 ft. Y-Cable Hook <b>LP</b> = Loop <b>HK</b> = Hook Mount <b>SM</b> = Surface Mount <b>ST</b> = Chain/Cable	<b>K<sup>2</sup></b> = Knockout <b>A</b> = 6 ft. 18ga cord <b>B</b> = 12 ft. 18ga cord <b>D</b> = 20 ft. 18ga cord	<b>Q</b> = None <b>A</b> = 15A Straight <b>B</b> = 20A Straight <b>C</b> = 15A Twist Lock <b>D</b> = 20A Twist Lock	<b>W</b> = White Powder Coat	<b>1PK</b> = 1 Pack

#### ORDERING NOTES:

- Specify single voltage if plug is needed
- K option only available with 23 (Pendant) mounting. See Cord Configuration Table.
- See Lumen Conversion tables for detailed output and power consumption
- Ambient light detection functionality must be turned on in the Daintree EZ Connect app.
- Daintree One devices can be customized and programmed with WHR1 remote.
- 2Q devices can be programmed with FSP remote (SHU# 93076263)
- Refer to Cord Specification Table for controls / cord / plug compatibility

#### NOTE:

- See WHS20 spec sheet for default program parameters and occupancy detection patterns.
- Daintree Wireless Controls can be upgraded over time for greater functionality.
  - WHR1 Remote PN: 93131632
  - Daintree EZ Connect App can be downloaded on the Apple® App Store.
  - 40ft (12m) mounting height.

CORD SPECIFICATION TABLE			
CONTROLS	CORD	PLUG	CORD COLOR
QQ	A, B, D	Q, A, B, C, D	Black 3-Conductor

OPTIC CODE	OPTIC DESCRIPTION	OUTPUT
1D	120° Diffused Lens	98%
1C	120° Clear Lens	100%
9C	90° Clear Lens	99%
6C	60° Clear Lens	95%

CRI / CCT CONVERSION TABLE			
CRI	CCT	LUMEN PACKAGE OUTPUT	
		09 12	18 24 28
80CRI	5000K	100%	100%
	4000K	98%	94%
	3500K	97%	94%
	3000K	93%	93%
90CRI	5000K	89%	85%
	4000K	85%	81%
	3500K	83%	80%
	3000K	81%	78%

LUMEN CONVERSION TABLE					
80 CRI @ 5000K CCT					
LUMEN PACKAGE	TYPICAL DELIVERED LUMENS	TYPICAL POWER 120-277V	TYPICAL POWER 347/480V	TYPICAL LPW 120-277V	MAX AMBIENT TEMP (°C)*
09	9,000	58	61	155	55°C
12	12,000	79	82	152	55°C
18	17,100	103	103	166	55°C
24	22,700	141	141	161	50°C
28	27,000	176	176	153	40°C

\* 5° C derating for 0 (120-277 V), or 1 (120 V)  
5° C derating for SM (Surface Mount)

# Albeo® LED Luminaire

## ABN1 Series | LED High Bay Lighting

### Mounting/Accessory Options







#### CUSTOMER NAME

Project Name \_\_\_\_\_

Date \_\_\_\_\_ Type \_\_\_\_\_

Catalog Number \_\_\_\_\_

### FIELD-INSTALLABLE MOUNTING AND ACCESSORY OPTIONS

MOUNTING/ACCESSORY OPTIONS	IMAGE	ORDER LOGIC CODE
<p>Pendant Mount (Standard) Available on all fixture configurations. Attaches to 3/4" threaded conduit (conduit not included).</p>		<p>23 = Pendant (3/4" NPT)</p>
<p>Hook/Loop Mount (optional) Available on all fixture configurations. Attaches to Loop or Hook.</p>		<p>HK = Hook LP = Loop</p>
<p>Chain/Cable Mount (optional) Available on all fixture configurations (chain not included). Y-Cable w/hook can be ordered as an accessory.</p>		<p>ST = Chain/Cable</p>
<p>Surface Mount (optional) Available on all fixture configurations. Attaches to structural member in ceiling. (Hardware not included.)</p>		<p>SM = Surface Mount</p>
<p>Rod Mount (optional) Available on all fixture configurations. Attaches to smooth* 1/2" rod with threaded end. (rod and nuts not included). * Fully threaded rods can be used, but are not NSF rated.</p>		<p>22 = Rod Mount</p>
<p>Y-Cable w/hook (optional) Use with Chain/Cable Option only.</p>		<p>41 = 5 ft. Y-Cable/Hook 42 = 10 ft. Y-Cable/Hook 43 = 15 ft. Y-Cable/Hook 44 = 20 ft. Y-Cable/Hook *ST chain/cable mount included</p>

# Albeo<sup>®</sup> LED Luminaire

ABN1 Series | LED High Bay Lighting

## Product Dimensions

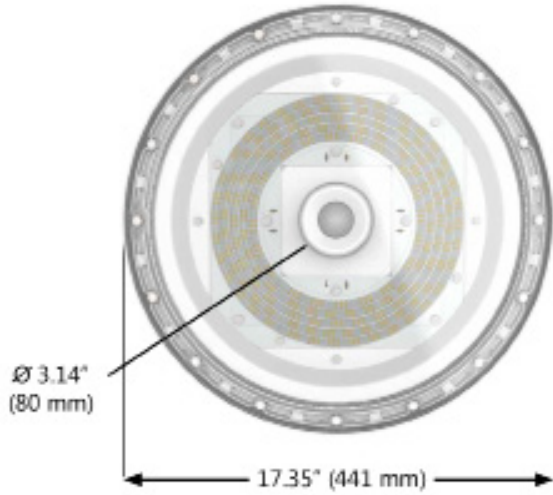
### CUSTOMER NAME

Project Name \_\_\_\_\_

Date \_\_\_\_\_ Type \_\_\_\_\_

Catalog Number \_\_\_\_\_

### PRODUCT DIMENSIONS



### HOOK DIMENSIONS



### LOOP DIMENSIONS



# Albeo® LED Luminaire

ABN1 Series | LED High Bay Lighting

## Photometric Data

AGENT/DISTRIBUTOR NAME-LOGO

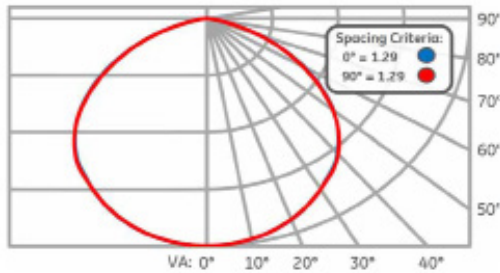
Project Name \_\_\_\_\_

Date \_\_\_\_\_ Type \_\_\_\_\_

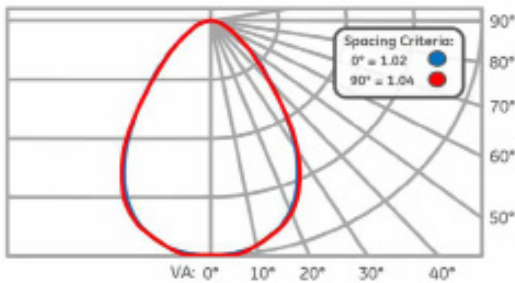
Catalog Number \_\_\_\_\_

### PHOTOMETRIC DATA

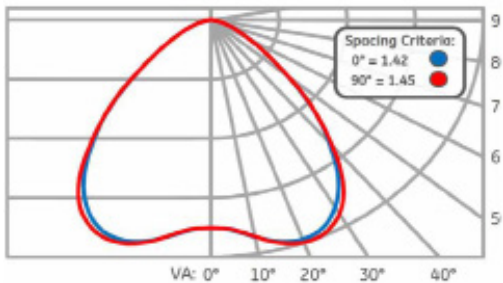
**1C**  
120° Clear



**6C**  
60° Clear



**9C**  
90° Clear



**1D**  
120° Diffused

