

WPA

LED Linear Wrap

Product Description

The WPA LED Linear Wrap is a cost-effective, energy-efficient alternative to traditional fluorescent wrap fixtures. Its modern, low-profile design features a curved, milky-white lens for uniform light distribution and an enhanced aesthetic without hotspots. The WPA offers field-selectable wattage and CCT, allowing customization of both light output and color temperature on-site. Available CCT options include 3000K, 3500K, 4000K, 5000K, and 6500K, with selectable lumen outputs of 25W, 35W, or 45W to suit a variety of application needs. Integrated lens latches provide tool-free access for easy installation and maintenance. Suitable for surface mounting on ceilings or walls, the WPA is ideal for retail, warehouse, residential utility, light commercial, and industrial environments.

Construction

- 4' length
- Durable steel body with white powder coat finish
- White polymer endcaps with 1/2 knockout
- Smooth formed sides for safe handling

Optical System

- Precision engineered polystyrene diffuser
- Fully enclosed light chamber
- Selectable CCTs of 3000, 3500K, 4000K, 5000K and 6500K.
- >80 CRI for good color definition

Electrical

- Input voltage of 120-277VAC
- CCT and wattage selector switch accessible on the driver
- Selectable power levels: 45/35/25W
- Dim to off dimming via 0-10VDC controls
- Operating temperature range: -4°F to 122°F (-20° to 50°C)
- Emergency Battery Backup option available

Controls

- Microwave Motion Sensor option available
- NICOR NLC compatible Microwave Motion Sensor option available
- 12V output from driver to power NICOR sensor
- Sensors install behind lens for seamless appearance

Mounting and installation

- Quick and easy single person installation
- Hinged body protects light engine during installation
- Mounting to surface, junction box, or suspension possible.
- For installations where power surge may be possible, NICOR recommends installing additional surge protection at the fixture or electrical distribution panel

Listings

- cULus 1598 Listed for damp locations
- DLC5.1 Premium listed
- RoHS Compliant
- Meets FCC Part 15, Subpart B, Class A standards for conducted and radiated emissions
- TM-21 Reported L70(9k) life >60,000 hours, L90(9k) life = 23,000
- LM-79, LM-80 testing performed in accordance with IESNA standards

Warranty


- 5-year limited system warranty standard
- Warranty does not cover product failure due to an overvoltage event (power surge.)
- For installations where power surge may be possible, NICOR recommends installing additional surge protection at the electrical distribution panel

Project

Catalog

Type

Date



WPA
LED Wrap
Wattage Selectable
CCT Selectable



WPA

LED Linear Wrap

Ordering

Ordering Information

Example: WPA1445SUS8WH

| Series | Version | Length | Wattage | Voltage | CCT | CRI | Color | Motion Sensor | EM Backup |
|--------|---------|------------|-----------------|--------------|-----------------|---------|------------|---------------|----------------|
| WPA | 1 | 4 (4 Foot) | 45S (25/35/45W) | U (120-277V) | S (5CCT 30-65K) | 8 (80+) | WH (White) | (Blank) | ___ (none) |
| | | | | | | | | M (Microwave) | E1 (EM Backup) |

Specifications and dimensions subject to change without notice.

Accessories

Mounting Accessories

Aircraft Cable Kit (10ft) - Paddle End

HB-LG-120-18Y-PAD

Sensor Accessories

Microwave Microwave Snap-In Sensor

SNAPINSENSORMW

Remote Control for Snap In Sensor

SNAPINMWREMOTE

Performance Data

Performance Data

| WSetting | CCT | Lumens | Max Watts | Efficiency | EM Lumens |
|----------|------|--------|-----------|------------|-----------|
| 25 | 3000 | 3115 | 24.9 | 125.3 | 1002 |
| | 3500 | 3214 | 24.6 | 130.9 | 1047 |
| | 4000 | 3252 | 24.4 | 133.4 | 1067 |
| | 5000 | 3281 | 24.4 | 134.7 | 1078 |
| | 6500 | 3244 | 24.8 | 130.6 | 1045 |
| 35 | 3000 | 4453 | 34.4 | 129.5 | 1036 |
| | 3500 | 4595 | 34.0 | 135.3 | 1082 |
| | 4000 | 4649 | 33.7 | 137.9 | 1103 |
| | 5000 | 4691 | 33.7 | 139.2 | 1114 |
| | 6500 | 4639 | 34.4 | 135.0 | 1080 |
| 45 | 3000 | 5660 | 42.5 | 133.1 | 1065 |
| | 3500 | 5840 | 42.0 | 139.1 | 1112 |
| | 4000 | 5909 | 41.7 | 141.8 | 1134 |
| | 5000 | 5963 | 41.7 | 143.1 | 1145 |
| | 6500 | 5896 | 42.5 | 138.8 | 1110 |

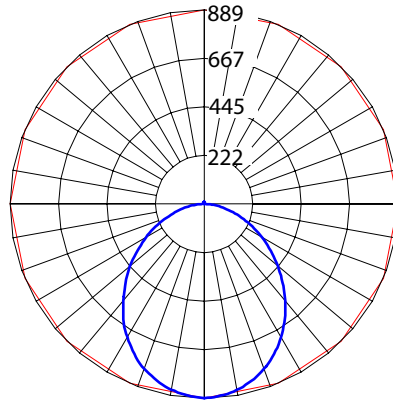
WPA

LED Linear Wrap

Photometric Data

WPA 4' 25W 4000K

| | |
|-----------------------------|---------|
| Input Voltage (VAC) | 120-277 |
| System Level Power (W) | 24.4 |
| Delivered Lumens (Lm) | 3252 |
| System Efficacy (Lm/W) | 133.3 |
| Correlated Color Temp (K) | 4000 |
| Color Rendering Index (CRI) | 87 |
| Beam Angle (0) | 131.6 |
| Beam Angle (90) | 113.5 |
| Spacing Criteria (0) | 1.28 |
| Spacing Criteria (90) | 1.36 |



| Intensity Summary (Candle Power) | |
|----------------------------------|---------|
| Angle | Mean CP |
| 0 | 889 |
| 5 | 885 |
| 15 | 859 |
| 25 | 806 |
| 35 | 723 |
| 45 | 616 |
| 55 | 486 |
| 65 | 340 |
| 75 | 186 |
| 85 | 62 |
| 90 | 28 |

| Cone of Light Tabulation | | |
|--------------------------|-------------------------|-----------------|
| Mounted height (Feet) | Footcandles Beam Center | Diameter (Feet) |
| 4 | 55.6 | 17.8 |
| 6 | 24.7 | 26.7 |
| 8 | 13.9 | 35.6 |
| 10 | 8.9 | 44.5 |
| 12 | 6.1 | 53.4 |
| 14 | 4.5 | 62.3 |
| 16 | 3.4 | 71.2 |


| Zonal Lumen Summary | | |
|---------------------|--------|----------------|
| Zone | Lumens | % of Luminaire |
| 0-30 | 703 | 21.6% |
| 0-40 | 1167 | 35.9% |
| 0-60 | 2132 | 65.5% |
| 0-90 | 2968 | 91.3% |
| 90-180 | 284 | 8.7% |
| 0-180 | 3252 | 100% |

| Lumen Multiplier | | | | | |
|------------------|--------|--------|--------|--------|--------|
| | 30K | 35K | 40K | 50K | 65K |
| 25 | 0.9578 | 0.9884 | 1.0000 | 1.0091 | 0.9978 |
| 35 | 1.3695 | 1.4132 | 1.4298 | 1.4428 | 1.4267 |
| 45 | 1.7407 | 1.7961 | 1.8173 | 1.8338 | 1.8133 |

Fixture tested per LM-79-08. Photometric data is of the performance of a representative fixture. Results may vary in the field.

Dimensions

| Product Measurements | |
|----------------------|-------------------|
| Length: | 47.6 in. (1210mm) |
| Width: | 5.5 in. (140mm) |
| Height: | 2.8 in. (72mm) |



This device complies with part 15 of the FCC Rules. Operation is subject to the following two conditions: (1) This device may not cause harmful interference, and (2) this device must accept any interference received, including interference that may cause undesired operation.

NOTE: This equipment has been tested and found to comply with the limits for a Class A digital device, pursuant to part 15 of the FCC Rules. These limits are designed to provide reasonable protection against harmful interference when the equipment is operated in a commercial environment. This equipment generates, uses, and can radiate radio frequency energy and, if not installed and used in accordance with the instruction manual, may cause harmful interference to radio communications. Operation of this equipment in a residential area is likely to cause harmful interference in which case the user will be required to correct the interference at his own expense.

