

4

3

2

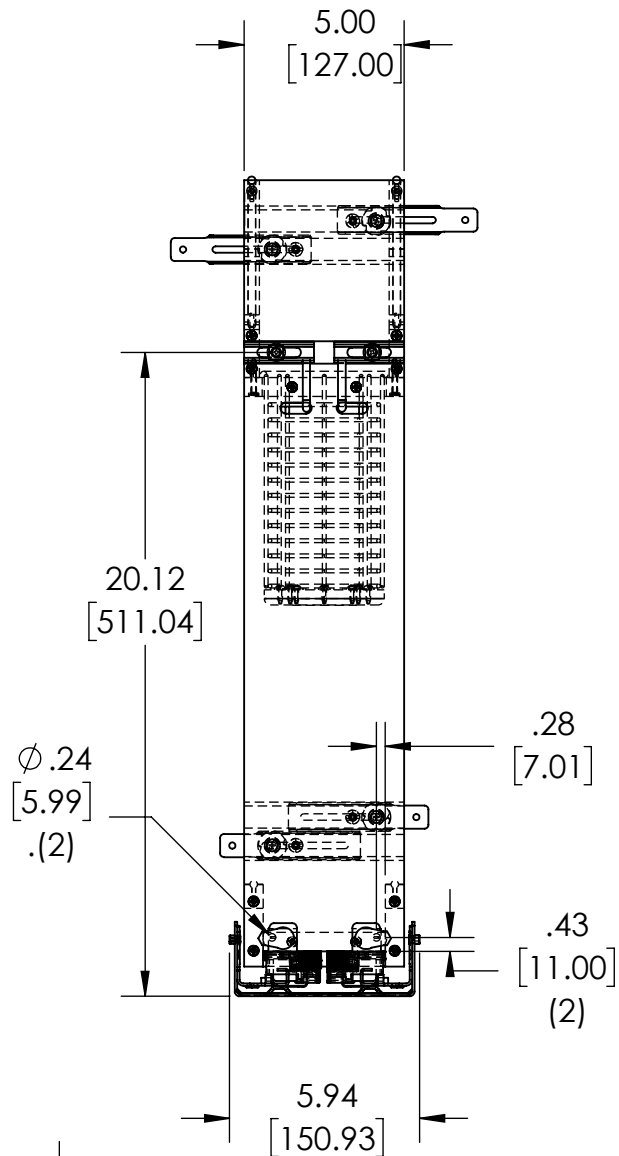
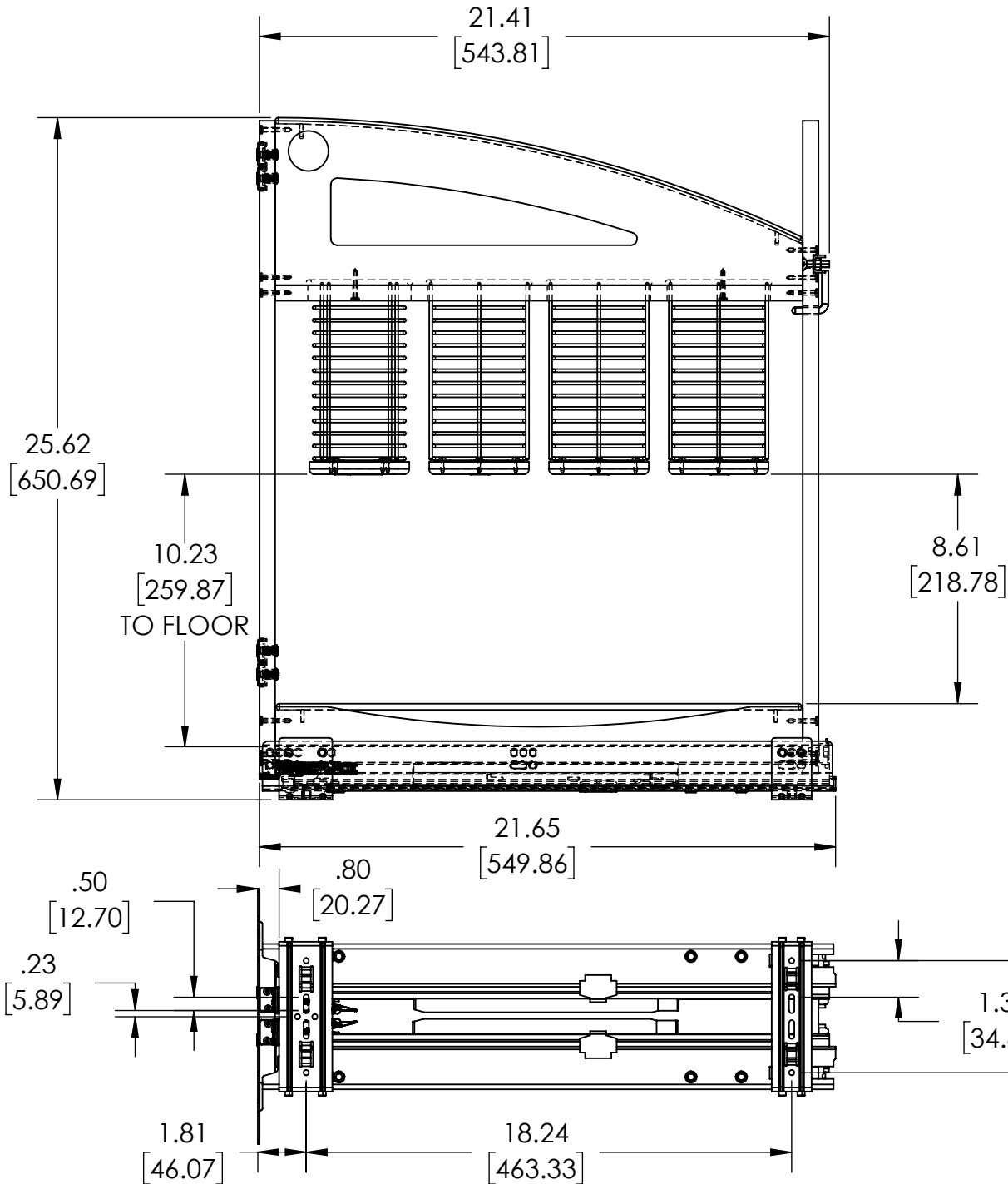
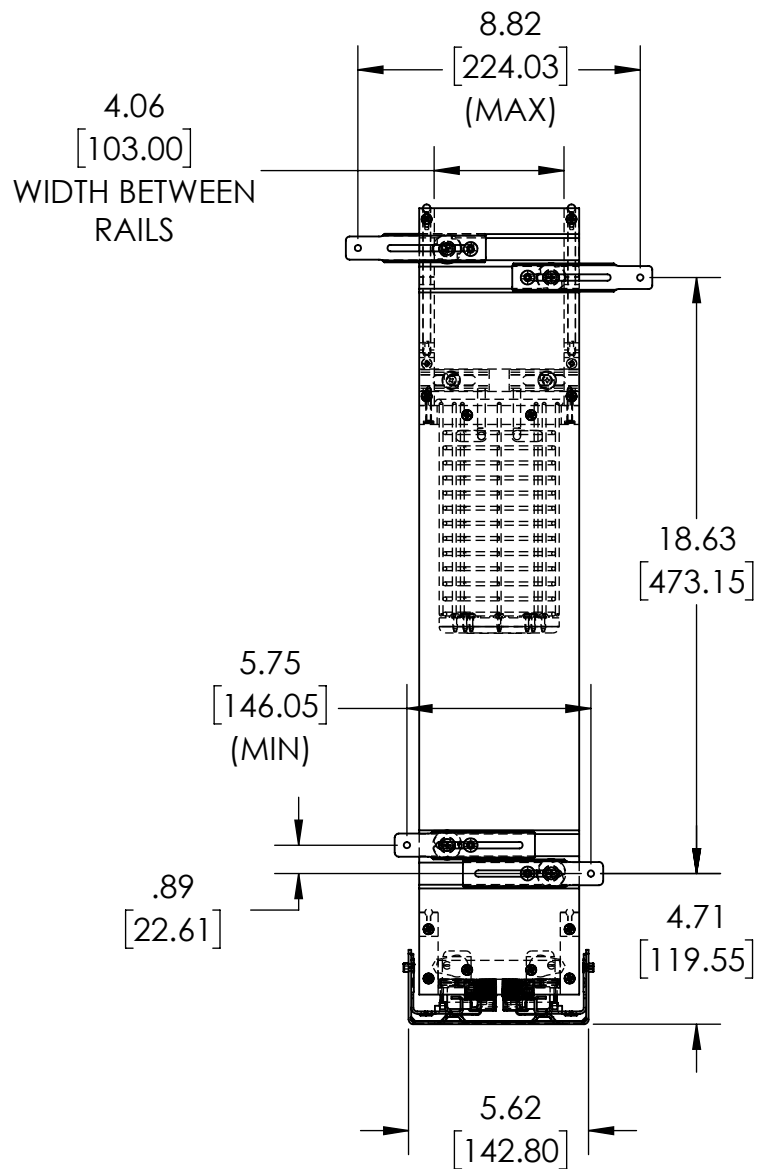
1

B

B

A

A



UNCONTROLLED IF PRINTED



PROPRIETARY AND CONFIDENTIAL
This drawing is the property of Rev-A-Shelf LLC (RAS) and is disclosed in confidence to the extent its subject matter is original to RAS. Any vendor receiving this drawing from RAS shall hold and use this drawing for the sole benefit of RAS and shall not disclose it to, or use or reproduce it for any third party, or perform any act adverse to the interest of RAS with respect to this drawing without the express written permission of RAS. Vendors shall not revise any physical, dimensional or performance characteristic unless authorized by Rev-A-Shelf Engineering.

REV	DATE	BY	DESCRIPTION OF CHANGE

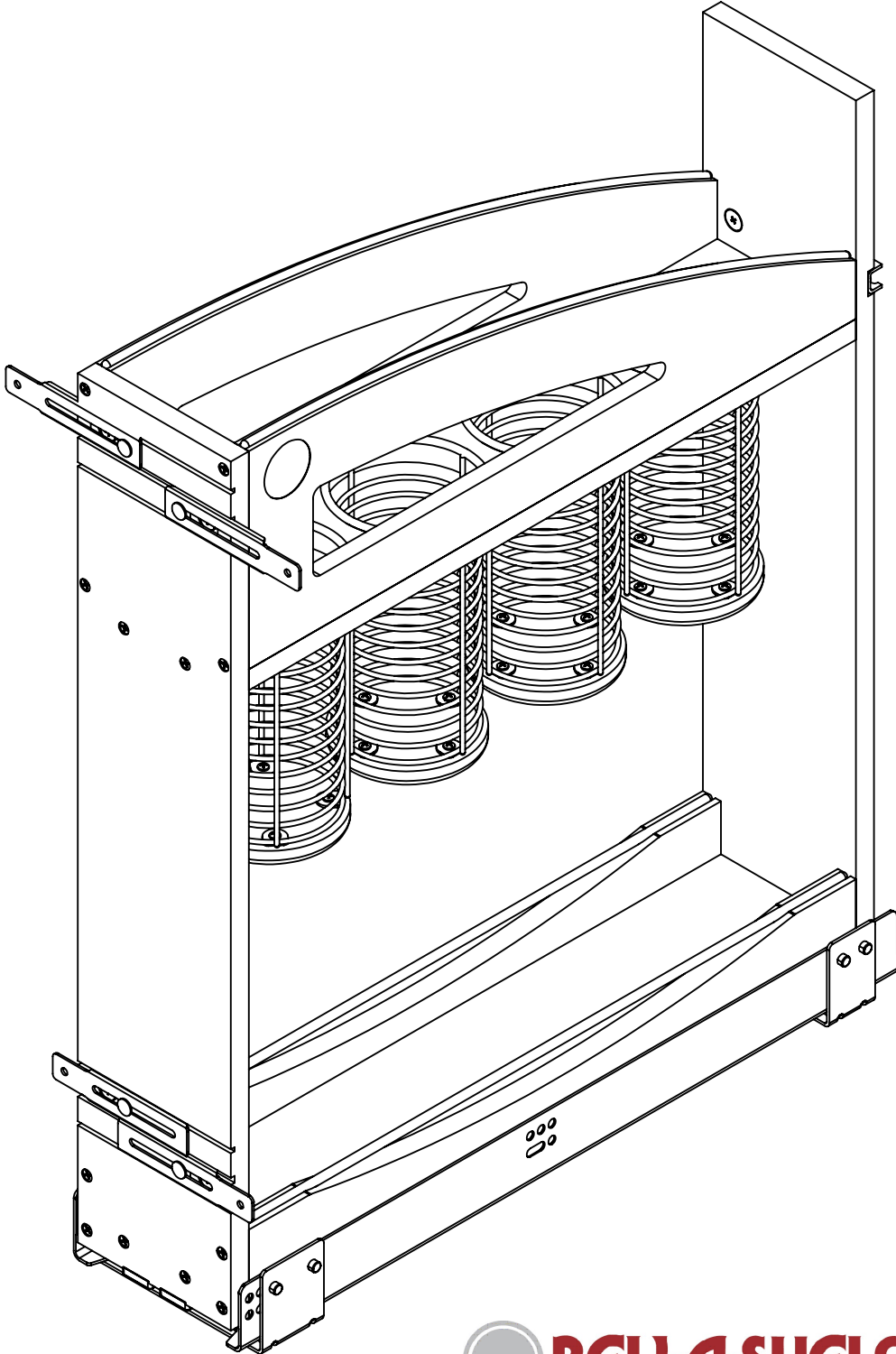
UNLESS OTHERWISE SPECIFIED:			Description:		
TOLERANCES = INCH/(MM)			448 CRAFTSMAN LINE 5"		
MAT. DEC.			UTENSIL PULLOUT		
(WOOD) .XX +/- .03 [.8mm]			PART NO. 448UTCC-BCSC-5MB		
(OTHER) .XX +/- .02 [.5mm]			SIZE B DWG. NO.		
(ALL) .XXX +/- .005 [.13 mm]			448UTCC-BCSC-5MB		
FRACTIONS +/- 1/32 [.8 mm]			SCALE: 1:8 WEIGHT:		
ANGLES +/- 1/2°			SHEET 1 OF 2		
First Angle Projection					
MATERIAL		FINISH			
DO NOT SCALE DRAWING		NAME	DATE		
DRAWN		BKT			

4

3

2

1



NOTE: USABLE SPACE AREA PER SHELF 19.82 X 4.06

PART DIMENSIONS	
WIDTH	5.94 [151]
DEPTH	21.65 [549.9]
HEIGHT	25.62 [650.75]

MIN CABINET OPENING				
	FACE FRAME	FRAMELESS	INSET FACE FRAME	INSET FRAMELESS
WIDTH	5.50 [139.7]	6.19 [157.2]	5.50 [139.7]	6.19 [157.2]
DEPTH	21.78 [553.2]	21.78 [553.2]	22.53 [572.3]	22.53 [572.3]
HEIGHT *	25.87 [657.1]	25.87 [657.1]	25.87 [657.1]	25.87 [657.1]

SLIDE SPECIFICATIONS				
SLIDE MANUFACTURER	BLUM			
SLIDE PART NO.	763H5330S	RELEASE PART NO.	T51-0501-20	
SLIDE TYPE	UNDERMOUNT	SLIDE EXTENSION	FULL	MAX WEIGHT RATING
SLIDE CLOSING	SELF/SOFT	SLIDE LENGTH	21.65[550.0]	
SLIDE MOUNTING	BOTTOM	SLIDE FINISH	ZINC	125 LBS

CUSTOMER DRAWING

UNLESS OTHERWISE SPECIFIED: TOLERANCES = INCH/(MM) MAT. DEC. (WOOD) .XX +/- .03 [.8mm] (OTHER) .XX +/- .02 [.5mm] (ALL) .XXX +/- .005 [.13 mm] FRACTIONS +/- 1/32 [.8 mm] ANGLES +/- 1/2°		Description: 448 CRAFTSMAN LINE 5" UTENSIL PULLOUT	
		PART NO. 448UTCC-BCSC-5MB	
First Angle Projection		SIZE B	DWG. NO. 448UTCC-BCSC-5MB
MATERIAL	FINISH	SCALE: 1:8	WEIGHT:
DO NOT SCALE DRAWING	NAME	DATE	SHEET 2 OF 2
DRAWN	BKT		



PROPRIETARY AND CONFIDENTIAL
This drawing is the property of Rev-A-Shelf LLC (RAS) and is disclosed in confidence to the extent its subject matter is original to RAS. Any vendor receiving this drawing from RAS shall hold and use this drawing for the sole benefit of RAS and shall not disclose it to, or use or reproduce it for any third party, or perform any act adverse to the interest of RAS with respect to this drawing without the express written permission of RAS. Vendors shall not revise any physical, dimensional or performance characteristic unless authorized by Rev-A-Shelf Engineering.

UNCONTROLLED IF PRINTED

REV	DATE	BY	DESCRIPTION OF CHANGE

4

3

2

1