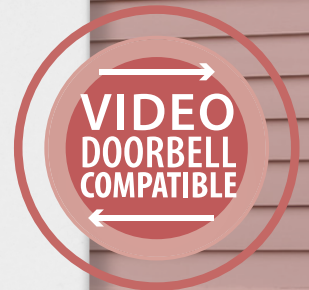


NICOR[®]



PRMC-WL

PrimeChime Plus 2 Mini[®] with Wireless Button

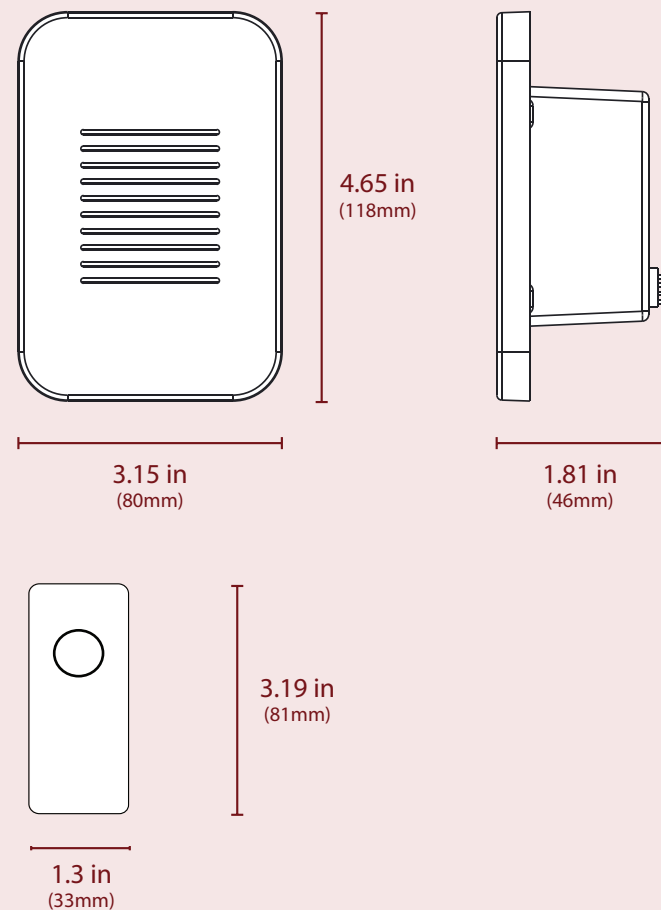


PRMC-WL

PrimeChime Plus 2 Mini® with Wireless Button

The PrimeChime Plus 2 Mini® brings the trusted performance of NICOR's full-size PrimeChime Plus 2® into a sleek, compact design that fits perfectly into a standard single gang junction box. This easy-to-install doorbell system works with most popular video doorbells, combining both line voltage and low voltage in one convenient unit. For even greater convenience, the PrimeChime Plus 2 Mini® now supports a wireless doorbell button option, allowing you to place an additional button anywhere without running wires—perfect for side entrances, back doors, or garage access. This feature offers flexibility and extra security for every part of your home, making the PRMC a reliable and adaptable choice for modern living.

Dimensions



FEATURES



Video Doorbell Compatible

Works with many popular doorbells and can power up to 2 video doorbells on a single unit. See Recommended Video Doorbells table below for a compatibility list.



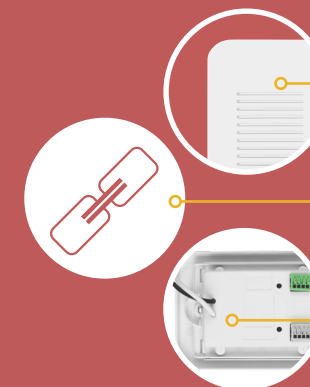
Selectable Volume and Sound

Choose from five volume levels and five selectable melodies (Ding Dong, Westminster, 3-note, 5-note & 7-note)

- Voice-Guided setup during selection
- Simple, single-button configuration

Wireless Button for Flexible Access

- Battery-powered button perfect for side entrances, back doors, or garage access.
- Easy wireless setup, 40m range. 12V battery included.



Screwless Faceplate

Easier installation and more modern look with a paintable faceplate

Daisy Chain

Link up to 10 additional PrimeChime Plus Mini® units (max 400ft total wire length)

Integrated Transformer

Line and low voltage in the same unit

Recommended Video Doorbells *

Manufacturer	Model	Power Type	Notes
ALC	SightHD Video Doorbell (AWF71D)	Wired	
Alarm.com	VDB770	Wired	2
Amcrest	Video Doorbell (AD110)	Wired	
Arlo	Essential Video Doorbell Wire-free AVD2001 Wireless	Battery	3
Arlo	AVD1001	Wired	
Arlo	AVD4001	Wired	
Blink	Video Doorbell (BDM00200U)	Battery	3
Eufy	Video Doorbell 2K	Battery	1, 3
Eufy	Video Doorbell 2K	Wired	1
Eufy	Video Doorbell E340	Wired	
Feit	Video Doorbell	Wired	
Google	Nest Doorbell	Battery	3
Google	Nest Doorbell	Wired	
Loxone	B451AJ-Z	Battery	3
Loxone	B451AJ-Z	Wired	
Residio FIRST ALERT Pro	VX1 HD (CAMW-WDB)	Wired	
remo+	RemoBell S		
Ring	Video Doorbell 2	Battery	2, 3, 6
Ring	Video Doorbell 3	Battery	2, 3, 6
Ring	Video Doorbell 3 Plus	Battery	2, 3, 6
Ring	Video Doorbell 4	Battery	2, 3, 6
Ring	Video Doorbell Pro	Wired	2, 6
Ring	Video Doorbell Pro2	Wired	2, 6
Simplisafe	Video Doorbell Pro	Wired	
Skybell	Trim II	Wired	
tapo	D225 Smart Video Doorbell	Battery/Wired	3
Wyze	Video Doorbell v2	Wired	

* Not a complete list. Call NICOR or test for compatibility before installation.

Accessories

Deco and Stucco Buttons Available



NOTES

- To ensure proper operation of the PRCP2-WL, no more than one video doorbells should be attached (Front Door or Back Door)
 - Have account user name and password and wifi code on hand during setup.
 - Make sure both chime firmware and App software are fully updated before installation.
 - Make sure the video doorbell is fully charged prior to installation. Low battery levels may cause abnormal performance
 - A "power" or "diode" kit should not be installed. The NICOR unit is designed to provide the proper voltage for compatible video doorbells.
- 1) Sync doorbell and chime before installation of the PRCP2-WL.
 - 2) Set to mechanical doorbell setting
 - 3) Have battery fully charged before installation
 - 4) Make sure both chime firmware and App software are fully updated before installation.
 - 6) Adjust the "Ring tone length" in the App to 2 seconds to avoid multiple chime cycles (see Ring instructions for details)



Warehouse Locations

Albuquerque, NM

Buford, GA

Roseville, CA

T. 800-821-6283 F. 800-892-8393



Scan QR for
more product details