

# LSL-NP

## Tunable LED Linear Strip

### Product Description

The LSL-NP LED Linear Strip offers adjustable light output and tunable CCT, delivering optimal performance and long life in a slim design ideal for general ambient lighting in retail, warehouse, residential utility, and light commercial or industrial applications. LSL-NP meets DLC requirements for Stairwell and Passageway Luminaires with integrated Bluetooth wireless NLC controls. This versatile fixture is easy to surface mount on both ceilings and walls and can accommodate end-to-end runs. The LSL-NP features a toolless access lens module that is easily removed from the back channel for simple installation. The lens features a semi-circular, milky-white lens that offers a more polished aesthetic while eliminating hotspots, and is an economical, energy-efficient lighting alternative to single-lamp fluorescent strips and some wraparound fixtures. The integrated NLC controls provide energy savings and full Luminaire Level Lighting Control (LLLC) which may qualify for energy saving incentives.

#### Construction

- Durable 20 gauge steel construction
- Smooth formed sides for safe handling
- Lens and LED's are in one module that is easily removed without tools
- Similar form factor to single-lamp fluorescent strip

#### Optical System

- Semi-circular, milky-white diffuser eliminates hotspots and pixelation
- Lens module retention method securely holds it in ceiling, wall, or pendant mount

#### Electrical

- Input voltage of 120-277VAC
- Bluetooth driver offers adjustable light output and color tuning via the NLC app
- CCT tunable to any CCT between 3000K-5000K
- Wattage/lumen tunable output : 2' (0-25W), 4' (0-45W), 8' (0-90W)
- Full-range dimming from 0-10VDC if not using the NLC app
- Power factor > 0.9, THD < 20%
- Through wiring capable for end-to-end runs
- Operating temperature rating of 0°F to 120°F (-18°C to 49°C)

#### Controls

- NLC (Network Lighting Controls) standard
  - Bluetooth Low Energy (BLE) mesh network
  - Luminaire Level Lighting Control (LLLC)
  - Configurable with the NICOR NLC app available on iOS and Android devices
  - Provides full dimming control with PIR occupancy and daylight harvesting functions

#### Mounting and installation

- Easy surface mount installation on ceilings or walls
- Safety strap-retained LED array allows single person installation
- Multiple knockouts provided for wiring from back or ends
- Features provided for surface, cable, hook and chain, or pendant mount
- Cover plates provided for 4/O box surface installation
- For installations where power surge may be possible, NICOR recommends installing additional surge protection at the fixture or electrical distribution panel

#### Listings

- TM-21 Reported L70 life >100,000 hours
- LM-79, LM-80 testing performed in accordance with IESNA standards
- Meets DLC requirements for Stairwell and Passageway Luminaires when ordered with the Bluetooth/Controls (NP).

#### Warranty

- 5-year limited system warranty standard
- Warranty does not cover product failure due to an overvoltage event (power surge)

Project

Catalog

Type

Date



**LSL-NP**  
**LED Linear Strip**  
Wattage Tunable  
CCT Tunable



# LSL-NP

## Tunable LED Linear Strip

### Ordering

Ordering Information								Example: LSL1445AUT8NP
Series	Version	Length	Wattage Adjustable	Voltage	CCT Tunable	CRI	Controls	Emergency
LSL	1	2 (2 Foot)	25A (0-25W)	U (120-277V)	T (30-50K) <sup>1</sup>	8 (80CRI)	NP (NLC Sensor)	___ (Blank)
		4 (4 Foot)	45A (0-45W)					EM4 (4W) <sup>3</sup>
		8 (8 Foot)	90A (0-90W)					EM8 (8W) <sup>3</sup>
								EM16 (16W) <sup>3</sup>

Specifications and dimensions subject to change without notice.

1. Tunable to any CCT Value between 3000K and 5000K

2. Special Order - only available on 4' model at MOQ levels

3. 4W battery for 2ft model only, 8W & 16W for 4ft and 8ft models only.

Accessories	
Continuous Run Bracket	LSL-10-CR-BRACKET
Pendant Mount Kit	LSL1PENDANTKIT
10Ft Aircraft Cable Kit	ACMK110
Suspension Cable Kit with Paddles (2-Pack)	HB-LG-120-18Y-PAD

#### Recommended Dimmers\*

Lutron NTSTV-DV-WH

Lutron DVSTV

Cooper SF10P

Legrand RH4FBL3PW

\*Not a complete list. Check compatibility before installation.

#### NLC Controls

The LSL-NP is compatible with the NICOR NLC control system out of the box. See [www.nicorlighting/network-lighting-controls](http://www.nicorlighting/network-lighting-controls) for more information and NLC Component Data Sheets. Scan QR Code below for NICOR NLC App.



### Performance Data

Performance Data					
Model	Output Setting	Nominal CCT	Lumens	Watts	Efficiency
LSL1225A	Standard	3000	1909	14.8	129.0
		3500	1926		130.1
		4000	1957		132.2
		5000	1944		131.4
	Medium	3000	2618	20.3	129.0
		3500	2640		130.0
		4000	2687		132.4
		5000	2672		131.6
	High	3000	3096	24.0	129.0
		3500	3121		130.0
		4000	3168		132.0
		5000	3146		131.1
LSL1445A	Standard	3000	4490	34.8	129.0
		3500	4715		135.5
		4000	5044		144.9
		5000	4837		139.0
	Medium	3000	5018	38.6	130.0
		3500	5270		136.5
		4000	5637		146.0
		5000	5406		140.1
	High	3000	5942	46.7	127.2
		3500	6241		133.6
		4000	6647		142.3
		5000	6401		137.1

Performance Data					
Model	Output Setting	Nominal CCT	Lumens	Watts	Efficiency
LSL1890A	Standard	3000	8980	64.2	139.9
		3500	9015		140.4
		4000	9642		150.2
		5000	9246		144.0
	Medium	3000	10036	74.8	134.2
		3500	10402		139.1
		4000	11125		148.7
		5000	10669		142.6
	High	3000	11884	93.4	127.2
		3500	12482		133.6
		4000	13351		142.9
		5000	12803		137.1

# LSL-NP

## Tunable LED Linear Strip

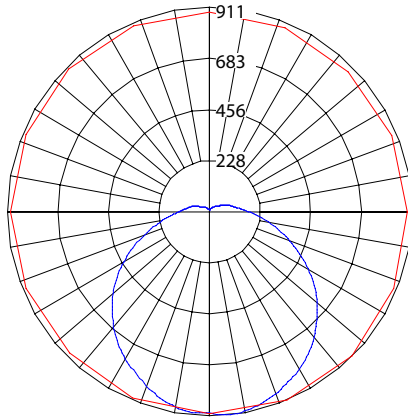
### Photometric Data

#### LSL1 2' 24W 30K

Input Voltage (VAC)	120-277
System Level Power (W)	24
Delivered Lumens (Lm)	3096
System Efficacy (Lm/W)	129
Correlated Color Temp (K)	3486
Color Rendering Index (CRI)	83.7
Beam Angle (0)	126.0
Beam Angle (90)	109.2
Spacing Criteria (0)	1.2
Spacing Criteria (90)	1.2

##### CCT Data Multiplier

	15W	20W	24W
3000K	0.617	0.846	1.000
4000K	0.632	0.868	1.023
5000K	0.628	0.863	1.016



##### Intensity Summary (Candela Power)

Angle	Mean CP
0	896
5	891
15	855
25	771
35	683
45	567
55	443
65	303
75	175
85	68
90	41

##### Cone of Light Tabulation

Mounted height (Feet)	Footcandles Beam Center	Diameter (Feet)
4	56.0	15.7
6	24.9	23.6
8	14.0	31.4
10	9.0	39.3
12	6.2	47.1

##### Zonal Lumen Summary

Zone	Lumens	% of Luminaire
0-30	700	22.6%
0-40	1153	37.2%
0-60	2081	67.2%
0-90	2855	92.2%
90-180	241	7.8%
0-180	3096	100%

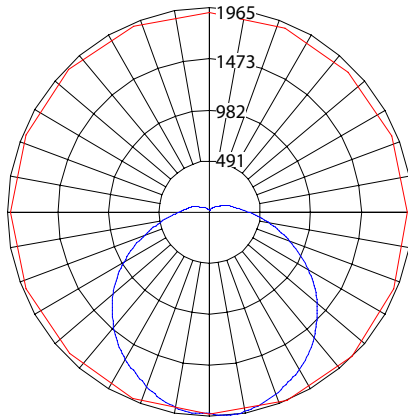
Fixture tested per LM-79-08. Photometric data is of the performance of a representative fixture. Results may vary in the field.

#### LSL1 4' 45W 30K

Input Voltage (VAC)	120-277
System Level Power (W)	46.7
Delivered Lumens (Lm)	6241
System Efficacy (Lm/W)	133.6
Correlated Color Temp (K)	3486
Color Rendering Index (CRI)	83.7
Beam Angle (0)	118.3
Beam Angle (90)	102.7
Spacing Criteria (0)	1.2
Spacing Criteria (90)	1.3

##### CCT Data Multiplier

	34W	38W	45W
3000K	0.756	0.844	1.000
4000K	0.849	0.949	1.119
5000K	0.814	0.910	1.077



##### Intensity Summary (Candela Power)

Angle	Mean CP
0	1933
5	1909
15	1833
25	1662
35	1439
45	1175
55	899
65	608
75	347
85	139
90	79

##### Cone of Light Tabulation

Mounted height (Feet)	Footcandles Beam Center	Diameter (Feet)
6	53.7	13.4
8	30.1	20.1
10	19.3	26.8
12	13.4	33.5
14	9.8	40.2

##### Zonal Lumen Summary

Zone	Lumens	% of Luminaire
0-30	1487	23.8%
0-40	2420	38.8%
0-60	4264	68.3%
0-90	5747	92.1%
90-180	494	7.9%
0-180	6241	100%

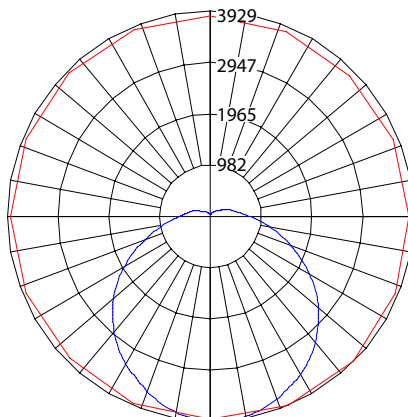
Fixture tested per LM-79-08. Photometric data is of the performance of a representative fixture. Results may vary in the field.

#### LSL1 8' 90W 30K

Input Voltage (VAC)	120-277
System Level Power (W)	93.4
Delivered Lumens (Lm)	12482
System Efficacy (Lm/W)	133.6
Correlated Color Temp (K)	3515
Color Rendering Index (CRI)	83
Beam Angle (0)	118.3
Beam Angle (90)	102.7
Spacing Criteria (0)	1.2
Spacing Criteria (90)	1.28

##### CCT Data Multiplier

	65W	75W	90W
3000K	0.756	0.844	1.000
4000K	0.811	0.936	1.123
5000K	0.778	0.898	1.077



##### Intensity Summary (Candela Power)

Angle	Mean CP
0	3866
5	3818
15	3665
25	3325
35	2879
45	2350
55	1798
65	1215
75	695
85	278
90	158

##### Cone of Light Tabulation

Mounted height (Feet)	Footcandles Beam Center	Diameter (Feet)
6	107.3	20.1
8	60.3	26.8
10	38.6	33.5
12	26.7	40.2
14	19.6	46.9

##### Zonal Lumen Summary

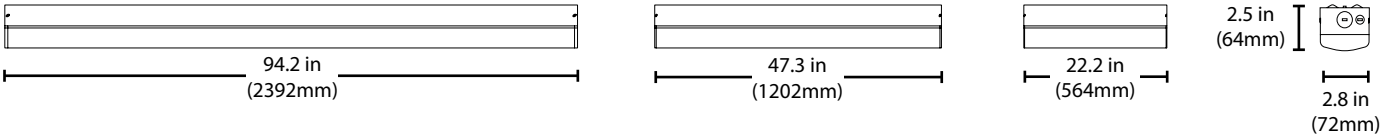
Zone	Lumens	% of Luminaire
0-30	2974	23.8%
0-40	4840	38.8%
0-60	8528	68.3%
0-90	11495	92.1%
90-180	987	7.9%
0-180	12482	100%

Fixture tested per LM-79-08. Photometric data is of the performance of a representative fixture. Results may vary in the field.

LSL-NP

Tunable LED Linear Strip

Dimensions



This device complies with part 15 of the FCC Rules. Operation is subject to the following two conditions: (1) This device may not cause harmful interference, and (2) this device must accept any interference received, including interference that may cause undesired operation.

NOTE: This equipment has been tested and found to comply with the limits for a Class A digital device, pursuant to part 15 of the FCC Rules. These limits are designed to provide reasonable protection against harmful interference when the equipment is operated in a commercial environment. This equipment generates, uses, and can radiate radio frequency energy and, if not installed and used in accordance with the instruction manual, may cause harmful interference to radio communications. Operation of this equipment in a residential area is likely to cause harmful interference in which case the user will be required to correct the interference at his own expense.