


AHH2 Series

Hazardous Location Luminaire



The Albeo® AHH2 LED luminaire is a Class I, Division 2, Groups A,B,C, and D rated fixture for hazardous locations with high ambient temperatures and wet applications. Utilizing a sealed, IP66-rated form factor, the Albeo AHH2 series offers customers a rugged design with exceptional performance and high reliability.

CONSTRUCTION

Housing:	Diecast aluminum
Lens:	Polycarbonate or glass lens
Corrosion Resistant Layer:	Polyester powder coat with passivation layer
Paint:	White
Weight:	21-49lbs (9.5-22kg)

PERFORMANCE

Distribution:	120°, 90°, 55°, 30°, Glass, Clear PC and diffused lens
Lumens:	9,000-60,000 lumens
Efficacy:	up to 165 LPW
CCT:	4000K, 5000K
CRI:	70 & 80 CRI

ELECTRICAL

Input Voltage:	120-277V, 347V, or 480V
Input Frequency:	50/60 Hz
LED Driver Type:	Class1, 3kV/6kV surge protection
Power Factor (PF)*:	>90%*
Total Harmonic Distortion (THD)*:	<20%*
Surge Protection:	<ul style="list-style-type: none"> For 120-277VAC per IEEE/ANSI C62.41.-1991, 3kV/3kA Location Category B3 For 347/480VAC per IEEE/ANSI C62.41.-1991, 6kV/3kA Location Category B3 Optional for 120-480 V per IEEE/ANSI C62.41.-1991,10kV/5kA Location Category B3
EMI:	FCC CFR Title 47 Part 15, Class A

* PF and THD may vary with options

CONTROLS

Dimming: 0-10V, 10% dimming

LUMINAIRE AMBIENT TEMPERATURE

TYPE	TEMPERATURE RATE
OPERATING TEMPERATURE	-30°C to +65°C 48K Lumen and Below -30°C to +65°C 60K Lumen code only

*inquire with factory on >60°C options

LUMEN MAINTENANCE

LXX(10K) @ Hours	100,000 HR
L70	

ADDITIONAL FEATURES

- **Typical Mounting:** Pendant mount only
- **Cord & Plug:** Not available on AHH2
- **Packaging:** Standard pack is job pack/bulk pack consisting of 7-21 fixtures in a half Gaylord box. Fixtures are sleeve wrapped within the bulk box for quick unloading at jobsite. Orders of <14 fixtures are typically single pack.

DESIGN LIFE & WARRANTY

- **Reliability Testing:** Fixture components designed to exceed 100,000 hrs of operation at the worst possible rated conditions. Complete system evaluated at extreme conditions and monitored during production.
- Please refer to the DLC QPL website for the latest and most complete information: <http://www.designlights.org/QPL>
- UL/cUL Listed, UL1598, UL8750,
- UL844 Class 1, Division 2, Groups A,B,C,D.
- UL1598A Inside Drip-proof type (Corrosive "R" Finish)
3,000hrs of ASTM B117 Salt Spray
- NEMA 4X Enclosure Type
- Current's Limited 5-year Warranty:
Please refer to document **ALB048** for more information.



AHH2 Series

Hazardous Location Luminaire

Catalog Logic and Accessories

CUSTOMER NAME

Project Name _____

Date _____ Type _____

Catalog Number _____

Ordering Information

AHH2 **T** **QV** **23** **K** **Q**

PRODUCT ID	VOLTAGE	LUMEN OUTPUT	PERFORMANCE LEVEL	CRI/CCT	OPTICS/LENS	CONTROLS	MOUNTING	CORD	PLUG	FINISH	OPTIONS
AHH2 - Albeo Highbay Hazardous Series 2nd Gen	0 = 120-277 1 = 120 4 = 277 D = 347 5 = 480	09 = 9,000 12 = 12,000 15 = 15,000 18 = 18,000 24 = 24,000 30 = 30,000 36 = 36,000 48 = 48,000 60 = 60,000	T = Standard	70 CRI 47 = 4000K 57 = 5000K 80 CRI 48 = 4000K 58 = 5000K	1G = 120° Glass 9G = 90° Glass 5G = 55° Glass 3G = 30° Glass 1C = 120° Clear PC 9C = 90° Clear PC 5C = 55° Clear PC 3C = 30° Clear PC 1D = 120° Diffuse PC	QV = 0-10V Control Wires	23 = 3/4" Pendant Mount Kit	K = Knockout	Q = None	W = White Powder Coat R = Corrosion Resistant	1PK = Single Pack for distributor stocking. Default is job pack. 10K = 10kV Surge

LUMEN PACKAGE	70 CRI @ 4000K OR 5000K CCT				MAX AMBIENT TEMP (°C)		MODULE BODY
	TYPICAL DELIVERED LUMENS	TYPICAL POWER		TYPICAL LPW 120-277V	120-277V	347/480V	
		120-277V	347/480V				
09	9,100	55	58	165	60	60	1S
12	12,100	75	79	161	60	60	1S
15	15,100	98	100	154	60	60	1S
18	18,000	124	123	145	60	60	1S
24	24,200	176	176	138	60	60	1S
30	30,700	205	209	150	60	60	1S
36	36,100	247	245	146	60	60	2S
48	48,400	352	352	138	60	60	2S
60	61,400	410	418	150	60	60	2S

OPTIC CODE	OPTIC DESCRIPTION	OUTPUT MULTIPLIER
1G	120° Glass Lens	100%
9G	90° Glass Lens	97%
5G	55° Glass Lens	94%
3G	30° Glass Lens	94%
1C	120° Clear Lens	97%
9C	90° Clear Lens	94%
5C	55° Clear Lens	91%
3C	30° Clear Lens	92%
1D	120° Diffused Lens	94%

CRI	CCT	OUTPUT MULTIPLIER
70CRI	5000K	100%
	4000K	100%
80CRI	5000K	95%
	4000K	92%

MOUNTING & ACCESSORIES

Mounting Options	Image	Order Logic Code	Aftermarket Order
Pendant Mount Attaches to 3/4" NPT threaded conduit (conduit not included)		23 = 3/4" NPT Pendant Mount Kit	W Finish: 93132322 R Finish: 93132323

AHH2 Series

Hazardous Location Luminaire

Dimensions

CUSTOMER NAME

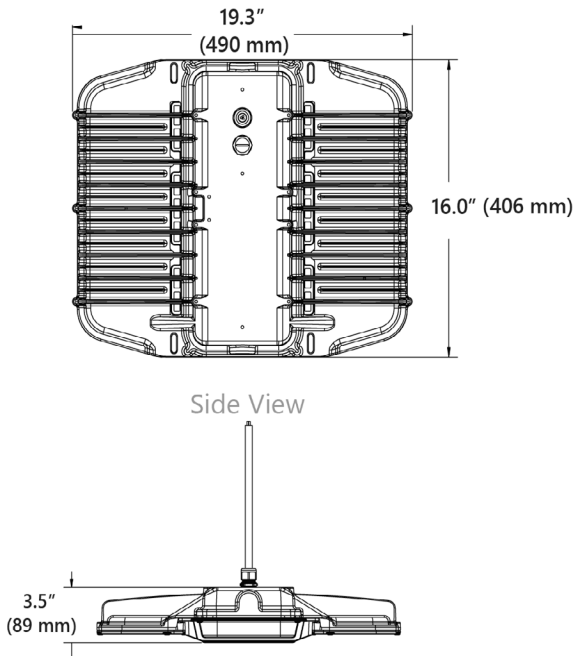
Project Name _____

Date _____ Type _____

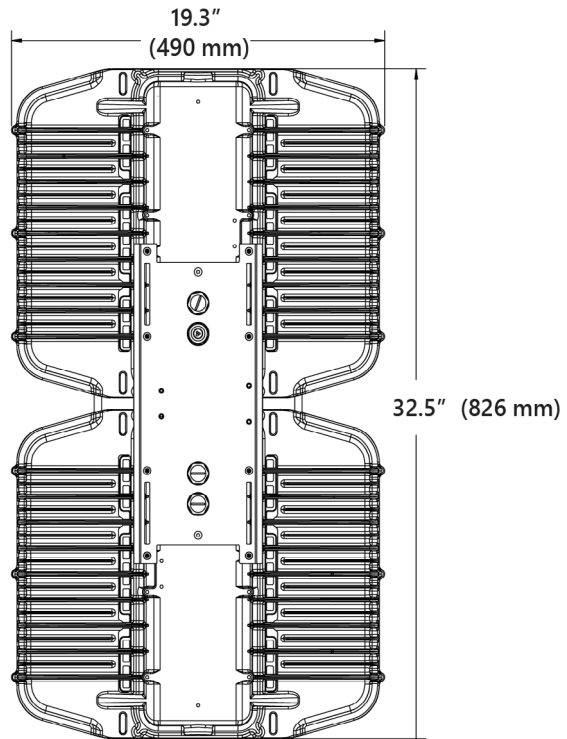
Catalog Number _____

AHH2 SERIES MODULAR FIXTURE

1S-Module



2S-Module



Configuration	Max Weight
Single Fixture 120-277V	21 lbs max
Single Fixture 347-480V	23 lbs max
Double Fixture 120-277V	45 lbs max
Double Fixture 347/480V	49 lbs max

PHOTOMETRIC DATA

