

CUSTOMER NAME \_\_\_\_\_

Project Name \_\_\_\_\_

Date \_\_\_\_\_ Type \_\_\_\_\_

Catalog Number \_\_\_\_\_

## PVT Series

### 2x2 & 2x4 ProLine® Volumetric T-Grid

The Lumination® PVT series is an LED ProLine® contractor grade luminaire with three-dimensional volumetric design for those with first cost needs. For total cost of ownership requirements consider our LVT Series. PVT offers even lower installation costs with switchable lumens and CCT, so there is no need to decide the specific product until it is at the job-site. Suitable for indoor general lighting on both new construction and retrofit solutions.

## ProLine®

### CONSTRUCTION

<b>Housing:</b>	Durable, long lasting post painted steel construction
<b>Lens:</b>	Precision formed optical assembly
<b>Paint:</b>	Post painted powder coat finish
<b>Weight:</b>	<10 pounds

### OPTICAL SYSTEM

<b>Lumens:</b>	2x2 2700/4200/4950 lumens (Field Switchable) 2x4 2700/4200/4950 lumens (Field Switchable)
<b>Wattage:</b>	2x2 20/32/38 (Field Switchable) 2x4 20/32/38 (Field Switchable)
<b>Efficacy:</b>	2x2 Up to 138 LPW 2x4 Up to 143 LPW
<b>CCT:</b>	3500K/4000K/5000K (Field Switchable)
<b>CRI:</b>	80+, R9>0

### ELECTRICAL

<b>Input Voltage:</b>	120-277V, 347V
<b>Input Frequency:</b>	50/60Hz
<b>Standard Dimming Control:</b>	0-10V, Dimming
<b>Power Factor (PF)*:</b>	> 0.9%
<b>Total Harmonic Distortion (THD)*:</b>	<20%

\* PF and THD may vary with options

### CONTROLS

<b>Dimming:</b>	Standard - 0-10V, Dimming
<b>Sensors:</b>	Daintree® Wireless, with High-end Trim <small>(Only EZ Connect is available, see ordering information for additional info)</small>

### AMBIENT TEMPERATURE

TYPE	TEMPERATURE RATE
OPERATING TEMPERATURE	0°C TO +30° C
STORAGE TEMPERATURE	-40°C TO +70°C

### LUMEN MAINTENANCE

LXX(10K) @ Hours 50,000 HR
L70

### MOUNTING

- **Typical Mounting:** Fits standard T-Bar grid (drop ceilings)
- **Wiring Access:** ½" trade-size KOs
- **T-grid Clips:** T-grid clips attached, with holes for seismic wires
- **Surface Mounting:** Surface mount kit available

### DESIGN LIFE & WARRANTY

- Insulation Contact: Type IC Rated
- Damp Location rated
- UL/cUL Certified
- RoHS compliant
- ANSI C82.77 Compliant
- Current's Limited 5-year Warranty:  
Please refer to document **IND599** for more information.



#### CUSTOMER NAME

Project Name \_\_\_\_\_

Date \_\_\_\_\_ Type \_\_\_\_\_

Catalog Number \_\_\_\_\_

### Ordering Information:

**PVT**

**A**

**X**

**4X**

**MM**

**8XX**

**LT**

**WHITE**

FAMILY	FIXTURE TYPE	GENERATION	VOLTAGE	NOMINAL LUMENS	DISTRIBUTION	CRI/CCT	CONTROLS <sup>2</sup>	MOUNTING	FINISH	OPTIONS
PVT = ProLine® Volumetric T-Grid	22 = 2' x 2' 24 = 2' x 4'	A = 1 <sup>st</sup> Generation	0 = 120-277V D <sup>3</sup> = 347V	4X = Nominal Lumen Level (middle is default)	MM = Med. Lambertian Curved Diffuser	8=80 CRI 3500/4000/5000K Switchable (4000K is default)	VQ= 0-10V Dimming TT <sup>2</sup> = Daintree EZ Connect (fixture integrated sensor)	LT= T-Grid	WHITE= White	(blank) = None EL <sup>1</sup> = Emergency Battery

#### ORDERING NOTES:

1. Test switch is remote mounted in the ceiling, EL option not available in 347V
2. TT option is not available in 347V
3. D option is 3W higher

ACCESSORIES	DESCRIPTION CODE	PRODUCT CODE
Drywall Mount Kit 2x2	GESK07	67657
2x2 Surface Mount Kit for Backlit T-Grid	B22 SMK	212462
Drywall Mount Kit 2x4	GESK11	69523
2x4 Surface Mount Kit for Backlit T-Grid	B24 SMK	212463

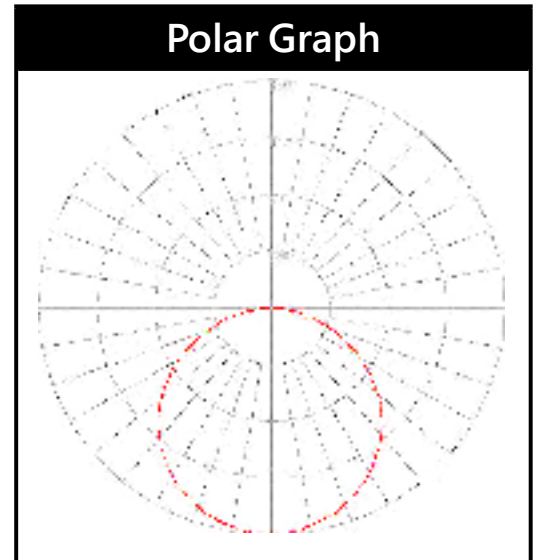
EXAMPLE CONFIGURATIONS	LUMINAIRE LUMENS (SWITCHABLE <sup>1</sup> )	LUMINAIRE TOTAL SYSTEM WATTS	LPW
PVT22A04XMM8XXVQLTWHITE	2700/4200/5000	20/32/38	135/131/132
PVT24A04XMM8XXVQLTWHITE	2800/4400/5200	20/32/38	140/138/137

NOTE: Above values are based on the default switch setting for CCT (4000K). For detailed ratings at other CCT/wattages, please see following page.

**Photometric Data**
**PVT 2X2/2X4 SERIES**

ZONAL LUMEN SUMMARY	
ZONE	LUMENS
0-10°	147.4
10-20°	424.2
20-30°	649.2
30-40°	795.1
40-50°	845.6
50-60°	800.9
60-70°	670.0
70-80°	456.1
80-90°	156.2
90-100°	1.0
100-110°	0.7
110-120°	0.6
120-130°	0.6
130-140°	0.6
140-150°	0.6
150-160°	0.6
160-170°	0.4
170-180°	0.1

ZONAL LUMEN SUMMARY			
ZONE	LUMENS	% OF LAMP	% OF FIXTURE
0-20	572	N.A.	11.5
0-30	1221	N.A.	24.7
0-40	2016	N.A.	40.7
0-60	3662	N.A.	74
0-80	4788	N.A.	96.7
0-90	4945	N.A.	99.9
10-90	4797	N.A.	96.9
20-40	1444	N.A.	29.2
20-50	2290	N.A.	46.3
40-70	2317	N.A.	46.8
60-80	1126	N.A.	22.7
70-80	456	N.A.	9.2
80-90	156	N.A.	3.2
90-110	2	N.A.	0
90-120	2	N.A.	0
90-130	3	N.A.	0.1
90-150	4	N.A.	0.1
90-180	5	N.A.	0.1
110-180	4	N.A.	0.1
0-180	4950	N.A.	100

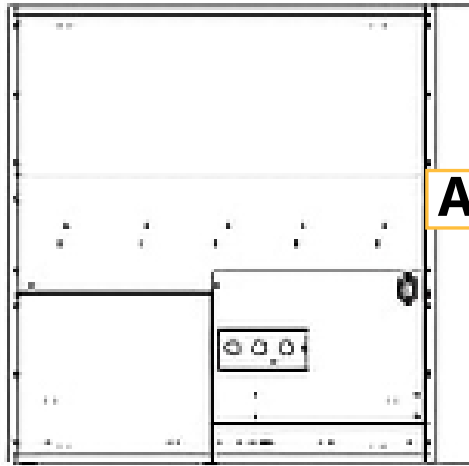

**LPW VALUES AT ALL SETTINGS**

FIXTURE TYPE	WATTAGE	3500K LUMENS/LPW	4000K LUMENS/LPW	5000K LUMENS/LPW
22	20	2600/130	2700/135	2750/138
	32	4000/125	4200/131	4200/131
	38	4700/124	5000/132	5000/132
24	20	2700/135	2800/140	2850/143
	32	4200/131	4400/138	4400/138
	38	4900/129	5200/137	5200/137


**PVT 2X2 SERIES**




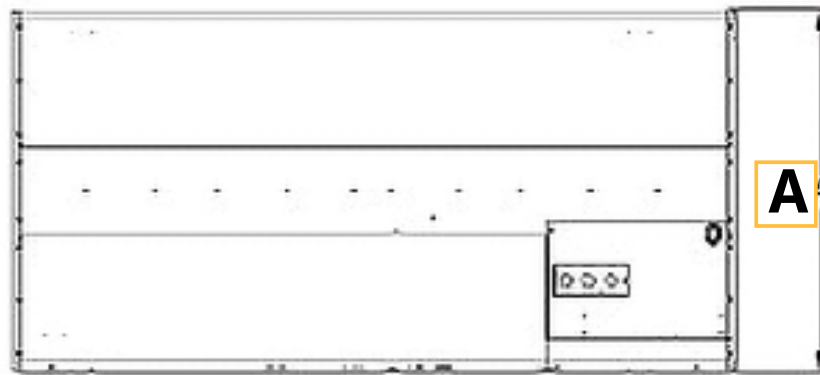
**A = 23.8 in**  
**B = 23.8 in**  
**C = 2.7 in**



**PVT 2X4 SERIES**



**A = 23.8 in**  
**B = 47.8 in**  
**C = 2.7 in**



# Lumination® PVT Series

PVT 2x2 & 2x4 series -  
ProLine® Volumetric T-Grid

Options

## AGENT/DISTRIBUTOR NAME-LOGO

Project Name \_\_\_\_\_

Date \_\_\_\_\_ Type \_\_\_\_\_

Catalog Number \_\_\_\_\_

## DAINTREE CONTROLS

### Daintree® Wireless Controls:

There is no one size fits all for wireless controls. Some networks want simple solutions that reduce energy consumption and meet code compliance while others are more ambitious, looking to capitalize on the LED and controls savings to fund a scalable, enterprise-grade, internet of things solution. The advantage of the Daintree® Wireless platform is it's ability to integrate into indoor, outdoor and high bay environments. The Daintree® Wireless Controls provide the infrastructure to future proof your buildings, easily upgrade to Networked solutions and provide the ability to integrate into IoT solutions that are right for your business.

- **Daintree® One:** Standalone Wireless Controls
- **Daintree® EZ Connect:** Room-Based Wireless Lighting Controls
- **Daintree® Networked:** Networked Lighting Controls for Smart Building & IoT Enablement.

**Note:** For networked solutions, use the LVT/LVR series products.

Daintree® Wireless Controls are already integrated in your favorite Current LED fixtures. Integrating the controls into the fixture cuts labor costs considerably since the sensors are already embedded in the lighting fixtures. There's no need to get above the ceiling plenum and install additional devices. Visit our website <https://products.gecurrent.com> for a complete list of LED Fixtures.

## ProLine®

Every contractor deserves a  
Fast, Reliable, and Trusted Lighting Partner



**For Product or Technical Questions:**

Email: [lightingproinfo@gecurrent.com](mailto:lightingproinfo@gecurrent.com)

Phone: +1 888 694 3533, option 2