

## LUCE Series

LED | Combination  
Exit/Emergency Light



CUSTOMER NAME \_\_\_\_\_  
 Project Name \_\_\_\_\_  
 Date \_\_\_\_\_ Type \_\_\_\_\_  
 Catalog Number \_\_\_\_\_

- LED life-cycle of more than 10 years
- Molded-in template for Quick installation
- Dual-voltage 120 or 277V AC input
- Nickel Cadmium or Nickel Metal Hydride battery for UL recognized 90 minute emergency lighting
- Damp Location Listed 20°C to 30°C (68°F to 86°F)
- Provided with test switch and AC-On indicator
- Round or Square Lamp-heads are fully adjustable
- Canopy included

### SPECIFICATIONS

#### CONSTRUCTION

- The white Exit housing and lamp-heads are made of high impact UL flame rated thermoplastic
- Lamp-heads available in round or square LED and are fully adjustable, and glare-free

#### INSTALLATION

- Snap together design for quick and easy installation with option of wall or ceiling mount

#### ELECTRICAL

- The remote capacity option will run 2 LUR single remote lamp-heads or 1 double LUR remote
- Remote Capacity(RC) models have a minimum runtime of 120 minutes when no remotes are installed

#### CERTIFICATIONS

- UL924 Listed for Damp Location
- NFPA 101 and NFPA 70
- OSHA
- CEC T20 Compliant

#### APPLICATION

- The LUCE series can be applied in stairwells, hallways, offices and commercial applications

#### WARRANTY

- 2 year full unit warranty
- See Lumination Standard Warranty for additional information

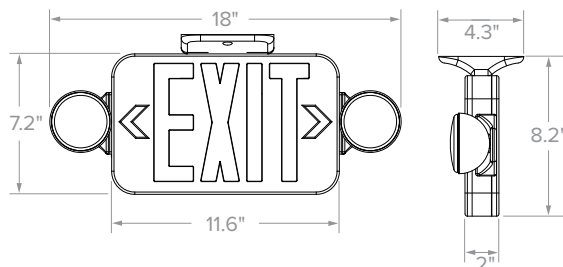
### ORDERING GUIDE

Catalog Number	Description
LUCER	White Finish, Round Lamp Heads, Universal Exit Face, Red Letters, NiCad Battery
LUCERRC	White Finish, Round Lamp Heads, Universal Face, Red Letters, Remote Capacity, NiMh Batt.
LUCEG	White Finish, Round Lamp Heads, Universal Exit Face, Green Letters, NiCad Battery
LUCEGRC	White Finish, Round Lamp Heads, Universal Face, Green Letters, Remote Capacity, NiMh Batt.
LUCERB	Black Finish, Round Lamp Heads, Universal Exit Face, Red Letters, NiCad Battery
LUCERRCB	Black Finish, Round Lamp Heads, Universal Face, Red Letters, Remote Capacity, NiMh Batt.
LUCEGB	Black Finish, Round Lamp Heads, Universal Exit Face, Green Letters, NiCad Battery
LUCERSQ	White Finish, Square Lamp Heads, Universal Exit Face, Red Letters, 120/277VAC Input, 3.6VDC Output, 1.7W per lamp
LUCEGSQ	White Finish, Square Lamp Heads, Universal Exit Face, Green Letters, 120/277VAC Input, 3.6VDC Output, 1.7W per lamp

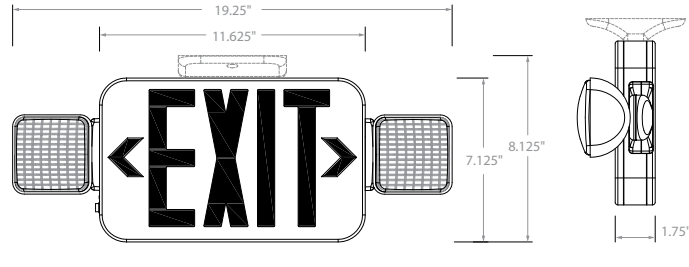
\*See Accessories on Page 2

### DIMENSIONS

#### Round LUCE



#### Square LUCE



Single Carton Weight	2.5lbs.
Master Carton Quantity	6 each



### ENERGY CONSUMPTION

	120VAC	277VAC
LUCER	4.12W	3.20W
LUCEG	3.22W	3.18W
LUCERRC	4.00W	4.06W
LUCEGRC	4.10W	4.28W
LUCERSQ	3.9W	3.91W
LUCEGSQ	5.0W	4.85W

### ACCESSORIES (ORDER SEPARATELY)

Catalog Number	Description
LURIS	Indoor Remote, Single Round Head, White
LURID	Indoor Remote, Double Round Head, White
LUROS	Outdoor Wet Location Remote, Single Head, White
LUROD	Outdoor Wet Location Remote, Double Head, White
LUROSB	Outdoor Wet Location Remote, Single Head, Black
LURODB	Outdoor Wet Location Remote Double Head, Black

\*Powered by LUCE Emergency Light with Remote Capacity

#### Indoor Remotes



LURIS

LURID

#### Outdoor Remotes



LUROD

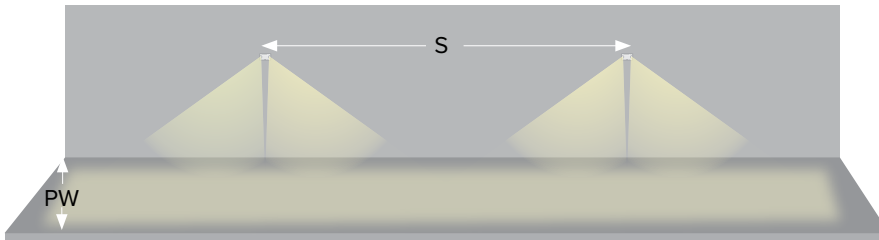
LUROS



LUROD

LUROS

### APPLICATION INFORMATION



1 fc Average		
Cat #	Path Width (PW)	Spacing (S)
LUCE	6'	16'
LUCESQ	6'	17'

Note: Meets Life Safety Code minimum illuminance of 0.1 fc and average illuminance of 1.0 fc. Assumes open space with no obstructions, ceiling height of 9' and reflectances of 80/50/20. Photometry files available on the Lumination website