

USB Card Firmware Update Instructions



Actual products may vary from photos

For the latest information and specifications visit
www.StarTech.com/support

Download and Installation Steps

Before you begin: Ensure the **USB Card** has been installed in the Host Computer you intend to install the firmware upgrade on, and that all unsaved work has been saved.

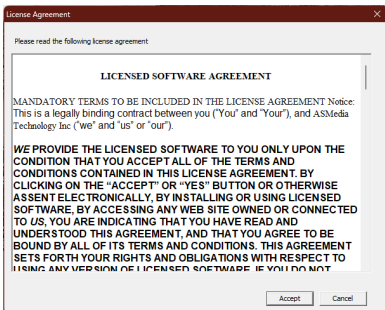
1. Navigate to:

www.StarTech.com/support

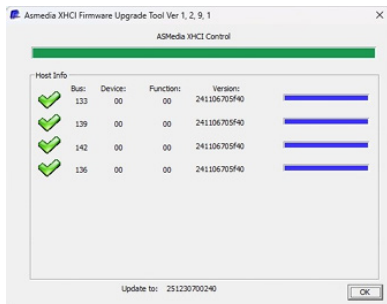
In the **Product Drivers, Manuals, & Downloads** section, enter the product number for your product in the **Product ID** field and select **Search**.

and click the **Drivers/Downloads** tab.

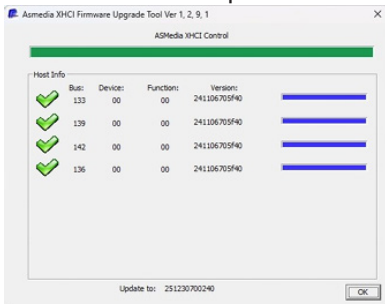
2. Select In the **Drivers & Downloads** section and download the **Updater** within the **Firmware** section.
3. Right-click the zip folder that you downloaded, select **Extract All**, and follow the on-screen instructions.
4. In the list of extracted files right-click the **P10Q4X-USB-CARD-Updater.exe** file and select Run as Administrator.



5. Follow the on-screen instructions to complete the installation.



6. The Host Computer will require a power cycle once the installation process is completed. Please save any unsaved work, and restart the Host Computer.



7. After the Host Computer has restarted, the firmware upgrade process is complete.

Hard-to-find made easy. At StarTech.com, that isn't a slogan. It's a promise.

StarTech.com is your one-stop source for every connectivity part you need. From the latest technology to legacy products — and all the parts that bridge the old and new — we can help you find the parts that connect your solutions.

We make it easy to locate the parts, and we quickly deliver them wherever they need to go. Just talk to one of our tech advisors or visit our website. You'll be connected to the products you need in no time.

Visit www.startech.com for complete information on all StarTech.com products and to access exclusive resources and time-saving tools.

StarTech.com is an ISO 9001 Registered manufacturer of connectivity and technology parts. StarTech.com was founded in 1985 and services a worldwide market.

Reviews

Share your experiences using StarTech.com products, including product applications and setup, what you love about the products, and areas for improvement.

StarTech.com Ltd.

45 Artisans Cres
London, Ontario
N5V 5E9
Canada

StarTech.com LLP

4490 South
Hamilton Road
Groveport, Ohio
43125
U.S.A.

StarTech.com Ltd.

Unit B, Pinnacle 15
Gowerton Rd,
Brackmills
Northampton
NN4 7BW
United Kingdom

StarTech.com Ltd.

Siriusdreef 17-27
2132 WT
Hoofddorp
The Netherlands

FR: startech.com/fr

DE: startech.com/de

ES: startech.com/es

NL: startech.com/nl

IT: startech.com/it

JP: startech.com/jp